


REAR WHEEL/SUSPENSION

Install the driven sprocket.
Install the bolts, washers and nuts, and tighten the nuts to the specified torque.

TORQUE: 42 N·m (4.3 kgf·m , 31 lbf·ft)

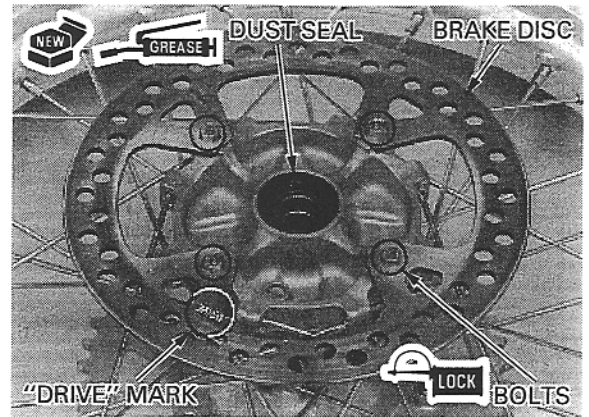
Apply grease to the new left dust seal lips, then install it.



Install the brake disc with its "DRIVE" mark facing out.
Apply locking agent to the brake disc bolt threads.
Install and tighten the brake disc bolts to the specified torque.

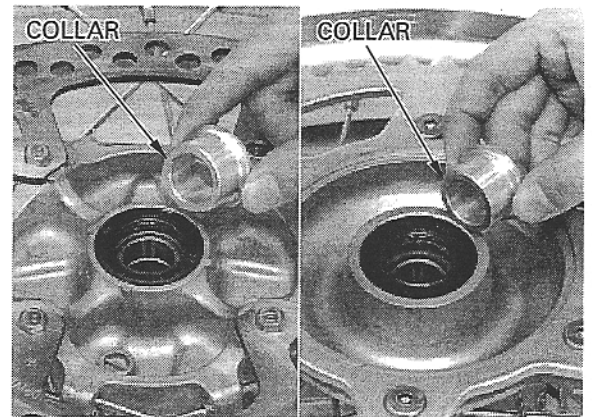
TORQUE: 20 N·m (2.0 kgf·m , 14 lbf·ft)

Apply grease to the new right dust seal lips, then install it.



INSTALLATION

Apply grease to the inside of the side collars.
Install the side collars.



Install the rear brake caliper bracket onto the slide rail of the swingarm.

