


CRANKCASE/CRANKSHAFT/BALANCER

Drive in the new bearings squarely with the marking side facing toward the inside of the crankcase.


TOOLS:
Driver
Attachment, 62 × 68 mm
Pilot, 25 mm

Install a new countershaft bearing using the special tools.

Driver 07749-0010000
Attachment, 62 × 68 mm 07746-0010500
Pilot, 25 mm 07746-0040600




Install a new left mainshaft bearing outer race.



Clean the outer race stopper plate bolt threads and apply a locking agent to bolt threads. Install and tighten the stopper plate bolt securely.

Install a new left mainshaft bearing.



Install a new left countershaft oil seal.
Install the snap ring.

