


CRANKCASE/CRANKSHAFT/BALANCER


Measure the connecting rod big end side clearance with a feeler gauge.

SERVICE LIMIT: 0.80 mm (0.031 in)



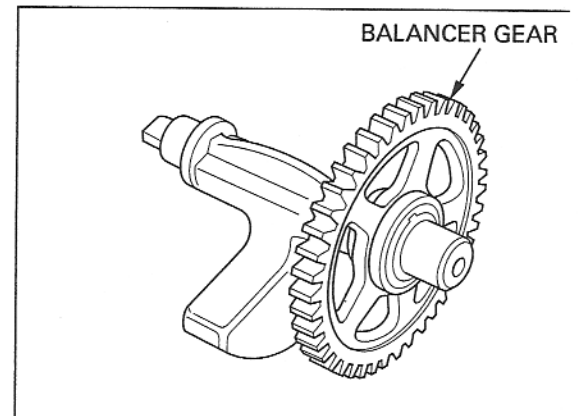
Measure the connecting rod big end radial clearance.

SERVICE LIMIT: 0.05 mm (0.002 in)



BALANCER GEAR INSPECTION

Inspect the balancer gear for wear or damage.



CRANKSHAFT BEARING/ TRANSMISSION BEARING INSPECTION

Turn the inner race of the bearings with your finger. The bearings should turn smoothly and quietly. Also check that the bearing outer races fit tightly in the crankcase.

