


CYLINDER INSTALLATION

Apply engine oil to the new O-ring.
Install the dowel pin with O-ring to the cylinder.

Install the dowel pins and new gasket.




Apply fresh engine oil to the cylinder wall, piston outer surface and piston rings.

CAUTION:


Be careful not to damage the piston rings and cylinder walls.

Route the cam chain through the cylinder.
Install the cylinder over the piston rings by hand while compressing the piston rings.



Install and tighten the cylinder bolts to the specified torque.

TORQUE: 12 N·m (1.2 kgf·m , 9 lbf·ft)



Install the cam chain guide and fit the cam chain guide tab in the cylinder cut-out as shown.
Push the guide until it bottoms in the crankcase guide hole.

Install the cylinder head (page 8-19).
Install the camshaft (page 8-19).
Install the cylinder head cover (page 8-23).

