


## CYLINDER HEAD INSTALLATION

Install the dowel pins and new cylinder head gasket.



*Be careful not to damage the mating surfaces when install the cylinder head.*


Install the cylinder head.

Apply engine oil to all cylinder head nut threads. Install the washer and nuts. Tighten the nuts in a crisscross pattern in two or more steps.

**TORQUE:** 67 N·m (6.8 kgf·m , 49 lbf·ft)

Install the following:


- Thermostat housing-to-cylinder head water pipe (page 7-7)
- Carburetor to the insulator (page 5-14)
- Exhaust pipe (page 2-10)



## CAMSHAFT INSTALLATION

*The outer bearing rubber shield faces outside.*

Apply molybdenum disulfide oil to the cam lobes. Apply oil to the camshaft bearings and install them onto the camshaft.



*Be careful not to drop the stopper ring, plunger and spring into the crankcase.*

Install the spring, plunger and stopper ring. Install the camshaft bearing set pin.

