

## HYDRAULIC BRAKE

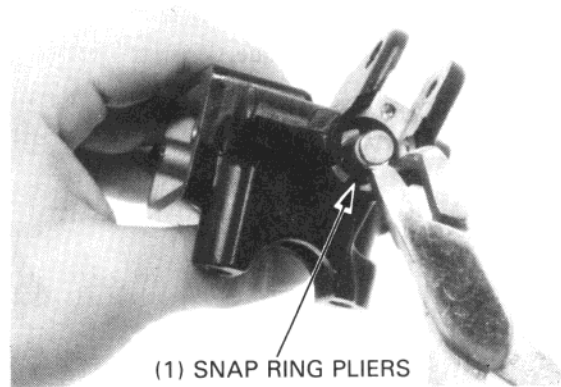
---

Remove the circlip from the master cylinder body.  
Remove the piston and spring.

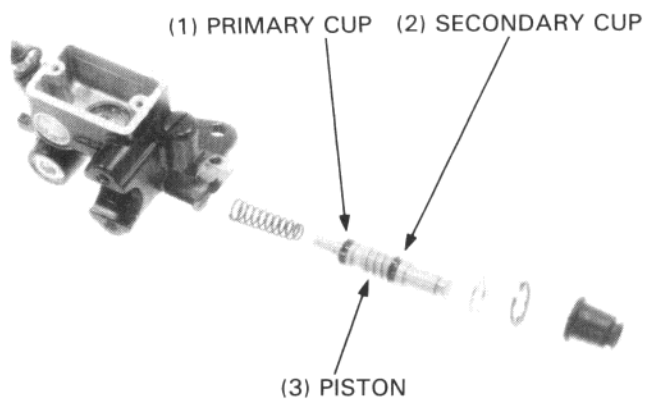
**TOOL:**

**SNAP RING PLIERS**

**07914—3230001**



Clean the inside of the master cylinder and reservoir with brake fluid.




### INSPECTION

Measure the master cylinder I.D.

**SERVICE LIMIT: 11.06 mm (0.435 in)**

Check the master cylinder for scores, scratches or nicks.



Measure the master piston O.D.

**SERVICE LIMIT: 10.88 mm (0.428 in)**

Check the primary and secondary cups for damage before assembly.

