

HYDRAULIC BRAKE


BRAKE PAD/DISC

PAD REPLACEMENT


NOTE

- Always replace the brake pads in pairs to assure even disc pressure.


Remove the pad pin plug.



Remove the pad pin.



Press the brake caliper against the disc.



Remove the old pads from the underside of the caliper and replace with new pads.

⚠ WARNING

- *Inhaled asbestos fibers have been found to cause respiratory disease and cancer.*
Never use an air hose or dry brush to clean brake assemblies.

Install the pad pin into the caliper and tighten it.

TORQUE: 18 N·m (1.8 kg-m, 13 ft-lb)

