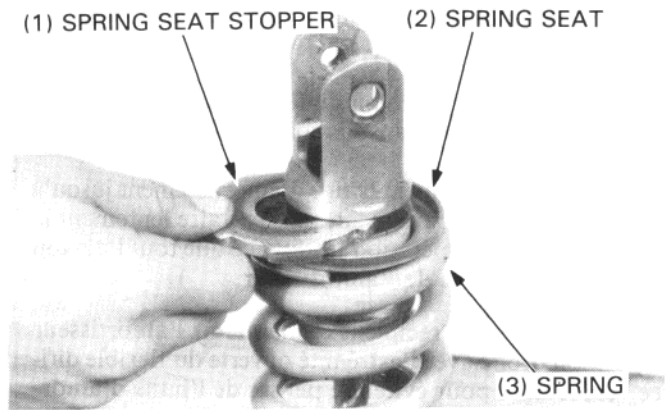


REAR WHEEL/BRAKE/SUSPENSION

Install the spring, lower spring seat and spring seat stopper.

Tighten the adjusting nut evenly to prevent the spring from coming off the spring seat.




Hold the lower mount and tighten the spring adjusting nut to obtain the standard spring length.

Spring length:

STANDARD	234 mm (9.21 in)
MAXIMUM	229 mm (9.02 in)
MINIMUM	239 mm (9.41 in)

NOTE

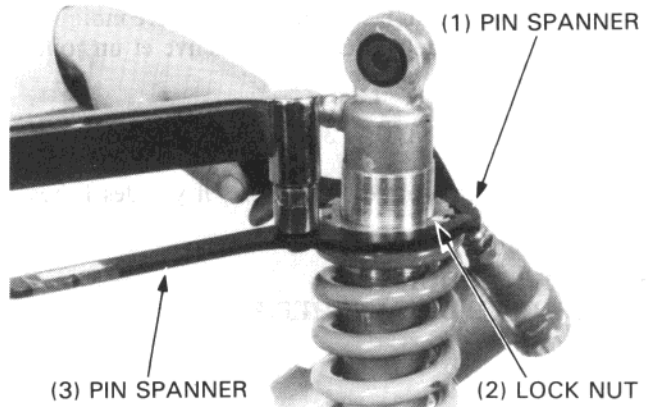
- One turn of the adjusting nut changes the spring length by 1.5 mm (0.06 in).



Use this standard spring preload length just as a baseline. See the Owner's Manual for detailed instruction on adjusting preload for rider weight and setting damping for riding conditions and rider skill.

Tighten the lock nut.

TORQUE: 90 N·m (9.0 kg-m, 65 ft-lb)



SPHERICAL BEARING REPLACEMENT

Remove the dust seals.

