
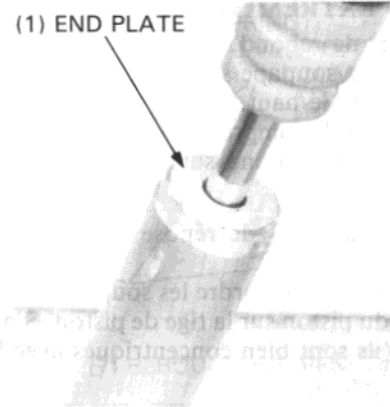


REAR WHEEL/BRAKE/SUSPENSION

Install the circlip into the groove of the damper case.

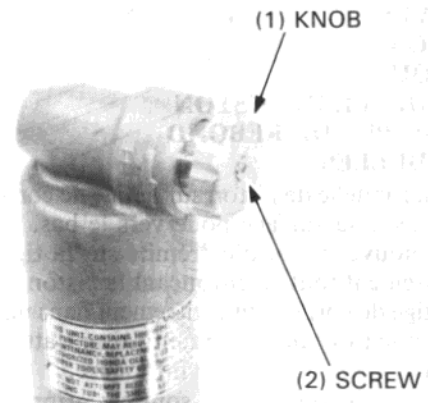


Drive the end plate into the damper case.



SERVICING THE RESERVOIR

Remove the screw from the center of the compression damping adjustment knob, then remove the knob and its two springs and detent balls.



Using the special tool, remove the compression damping valve from the reservoir; turn counterclockwise to remove.

TOOL:
DAMPING VALVE WRENCH 07920-KA30001

