



REAR WHEEL/BRAKE/SUSPENSION

Remove the driven sprocket bolts and the sprocket.



Remove the bearing retainer using the retainer wrench and attachment.

TOOLS:
RETAINER WRENCH A 07710-0010100
RETAINER WRENCH BODY 07710-0010401

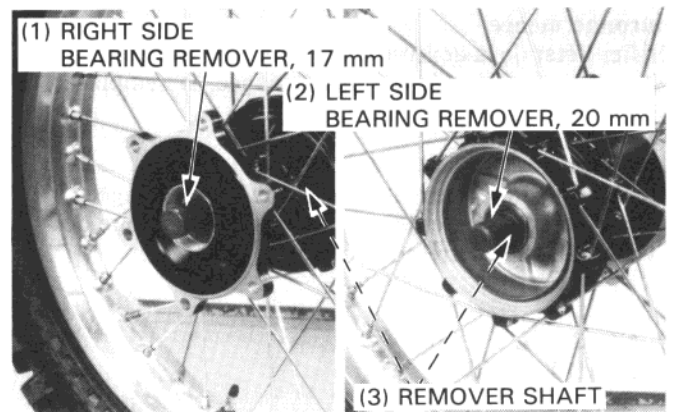


Remove the wheel bearings and distance collar, if necessary.

NOTE

- Never reinstall old bearings; once the bearings are removed, they must be replaced with new ones.

TOOLS:
BEARING REMOVER SHAFT 07746-0050100
BEARING REMOVER HEAD, 17 mm 07746-0050500
BEARING REMOVER HEAD, 20 mm 07746-0050600



ASSEMBLY

NOTE

- Mount the tire so that the arrow (if any) on the sidewall point in the direction of rotation.

