

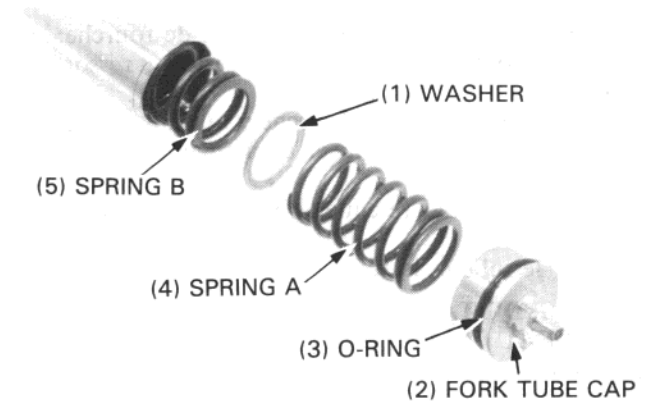
FRONT WHEEL/SUSPENSION/STEERING

Wipe all oil from the fork springs and install them into the fork tube with the narrow coils toward the fork cap. Install the seat washer and springs.

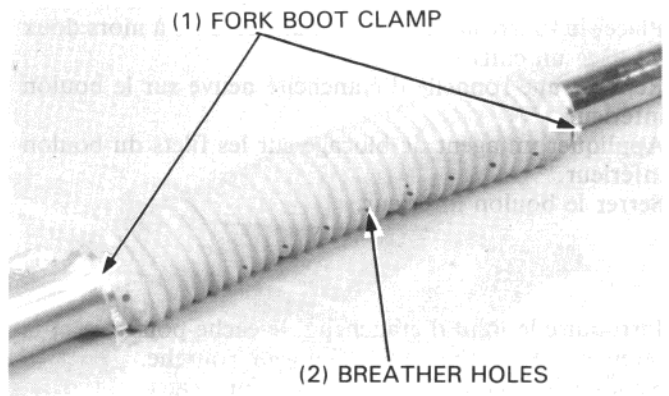
Install the O-ring on the fork cap. Install the fork cap but do not tighten it at this time.

CAUTION

- *Be careful not to cross-thread the fork cap.*



Install the fork boot with its many breather holes towards the outside.



INSTALLATION

Slip the fork tubes through the fork bridge and steering stem, while rotating them by hand.


Align the top of the fork tube with the top surface of the fork bridge.

Tighten the upper and lower pinch bolts.

TORQUE:

Upper: 25–30 N·m (2.5–3.0 kg-m, 18–22 ft-lb)

Lower: 30–35 N·m (3.0–3.5 kg-m, 22–25 ft-lb)



Install the tripmeter cable and brake hose clamps. Install the brake caliper (page 14-11).

