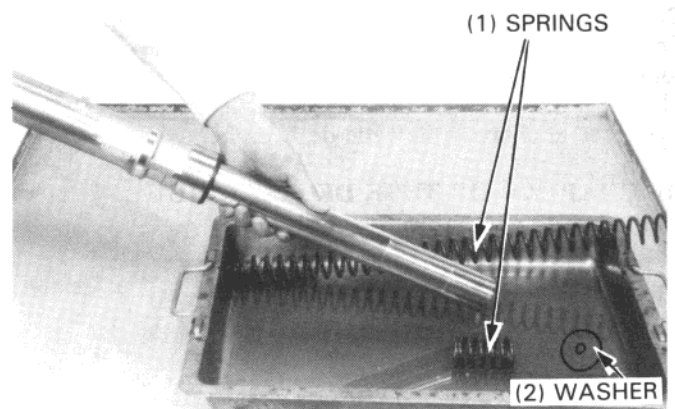



FRONT WHEEL/SUSPENSION/STEERING

Remove the fork springs and washer.

Pour out the fork fluid by pumping the fork up and down several times.



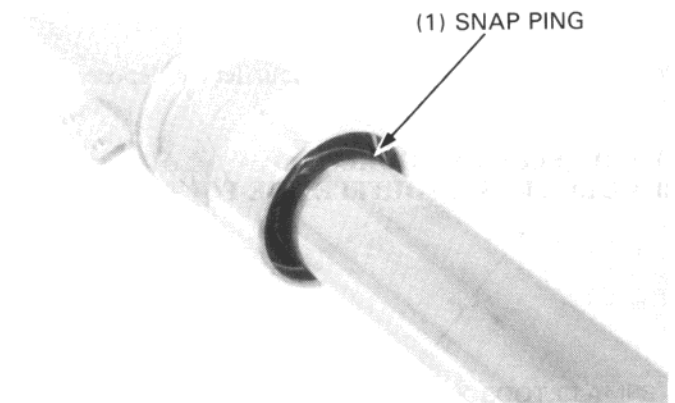
Remove the dust seal.



Remove the snap ring.

NOTE

- Avoid damaging the inner and outer surfaces of the fork slider when removing the snap ring.



Hold the fork slider in a vise with soft jaws or a shop towel.

CAUTION

- *Do not distort the fork slider in the vise.*

Remove the bottom bolt cover and bottom bolt.

