



FRONT WHEEL/SUSPENSION/STEERING

Remove the air valve cap.
Depress the air valve and release fork air pressure.

Loosen the fork tube cap.

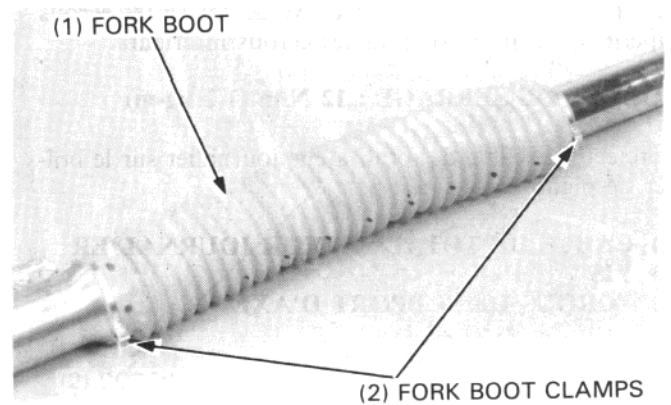


Loosen the upper and lower fork pinch bolts and remove the fork tubes.



DISASSEMBLY

Loosen the fork boot clamp screws and remove the boot.



Remove the fork tube cap.

CAUTION

- *If air pressure is not released before disassembling, the fork tube cap may become a projectile.*
- *The cap is also under spring pressure. Use care when removing and wear eye and face protection.*

