


CRANKSHAFT/BALANCER

CRANKSHAFT INSPECTION


Set the crankshaft on a truing stand or V blocks and measure the runout using a dial indicator.

SERVICE LIMIT: 0.10 mm (0.004 in)



Measure the connecting rod big end side clearance with a feeler gauge.

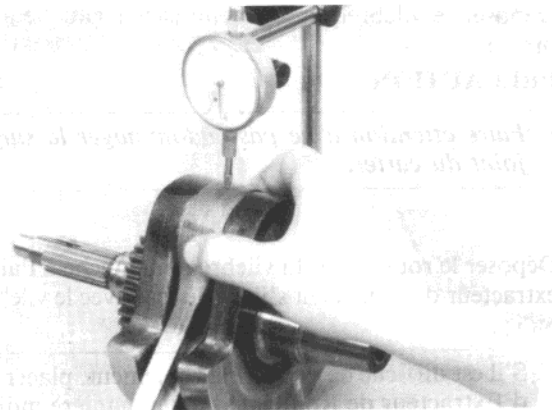
SERVICE LIMIT: 0.8 mm (0.03 in)



Measure the connecting rod big end radial clearance.

SERVICE LIMIT: 0.05 mm (0.002 in)

If the clearance is over the service limit, replace the crankshaft.



BALANCER DRIVE GEAR REMOVAL/INSTALLATION

Remove the circlip and remove the outer drive gear.

