



CRANKSHAFT/BALANCER

BALANCER/CRANKSHAFT REMOVAL

Remove the transmission (section 11).




Remove the balancer.



Remove the crankshaft from the left crankcase with a press.

CAUTION

- *Be careful not to damage the crankcase gasket surface.*



Remove the left crankshaft bearing with a bearing puller if it comes out with the crankshaft.

NOTE

- If the bearing is hard to remove, install the bearing puller catch as shown and remove the bearing using a hydraulic press.

Discard the bearing.

CAUTION

- *Always replace the left bearing with a new one if it comes out with the crankshaft.*

TOOLS:

BEARING PULLER CATCH
PILOT, 20 mm

07931 - MK20100
07746 - 0040500

