


## ALTERNATOR

Remove the flywheel using the rotor puller.

TOOL:


ROTOR PULLER

07733-0020001 or  
07933-3290001



## FLYWHEEL INSTALLATION

Install the flywheel by aligning the woodruff key on the crankshaft with the flywheel keyway.




Hold the flywheel with the flywheel holder and tighten the flywheel bolt.

TORQUE: 125 N·m (12.5 kg·m, 90 ft·lb)

TOOL:

FLYWHEEL HOLDER

07725-0040000



## LEFT CRANKCASE COVER INSTALLATION

### CLUTCH LIFTER ARM INSTALLATION

Install the clutch lifter arm and spring as shown.  
Install the clutch lifter piece.

