



ALTERNATOR

LEFT CRANKCASE COVER REMOVAL


Remove the seat and disconnect the alternator wire connectors.



Remove the drive sprocket cover and gear shift pedal.
Disconnect the clutch cable.



Remove the left crankcase cover bolts and the left crankcase cover.



Remove the dowel pins and the crankcase cover gasket.

