



## CLUTCH/KICK STARTER

Install the oil pump drive gear.

Make sure that the pulser generator rotor air gap is correct (page 16-3).



Install the washer with the "OUTSIDE" mark facing outward.




Temporarily install the clutch outer and gear holder.  
Install and tighten the lock nut.

**TORQUE: 110 N·m (11 kg-m, 80 ft-lb)**

Install the removed parts in the reverse order of removal.

**TOOL:**  
**PRIMARY GEAR HOLDER            07724-0010100**



## KICK STARTER

### REMOVAL

Remove the clutch (page 8-4).  
Remove the starter idler gear.

