


CLUTCH/KICK STARTER

Unstake the clutch lock nut with drill or driver.



Attach the clutch center holder to the clutch center.


Remove the clutch lock nut and plain washer.
Remove the clutch holder.

TOOLS:

LOCK NUT WRENCH, 17 x 27 mm 07716-0020300


EXTENSION BAR 07716-0020500

CLUTCH CENTER HOLDER 07724-0050001



Remove the clutch center and thrust washer.

Remove the clutch outer from the mainshaft.



Remove the clutch outer guide from the mainshaft.

