


CLUTCH/KICK STARTER

RIGHT CRANKCASE COVER REMOVAL


Drain oil from the engine and oil tank (page 2-2).

Remove the following:


- the kick starter lever.
- the rear brake pedal pivot bolt and pedal.
- the right foot peg.
- the oil pipe bolt.
- the skid pipe.



Remove the bolts and nuts holding the right crankcase cover and remove the cover.



Remove the dowel pins and gasket.



OIL SEAL REPLACEMENT

Remove the circlip and oil seal.

Install a new oil seal and circlip.

