


CYLINDER HEAD/VALVES

Be sure that the one way clutch outer rotates in one direction only.

(1) REVERSE DECOMPRESSOR CAM



CYLINDER HEAD REMOVAL

Remove the exhaust pipe (page 15-3).
Remove the cylinder head cover (page 6-4).

Remove the camshaft (page 6-7).

Remove the two cylinder head nuts.

Remove the five cylinder head bolts.

NOTE



- Loosen the bolts in a crisscross pattern in two or more steps.

Remove the cylinder head.

CAUTION

- Be careful not to damage the cylinder head mating surfaces.

Remove the cylinder head gasket and dowel pins.



CAM CHAIN TENSIONER REMOVAL

Remove the tensioner shaft.
Remove the camchain tensioner and spring.

