
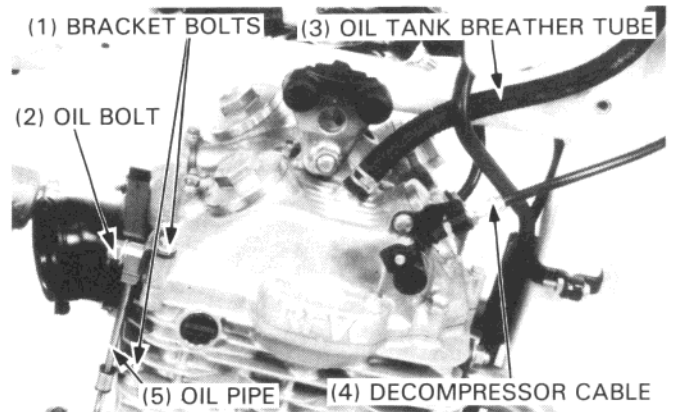


CYLINDER HEAD COVER REMOVAL

Remove the seat and fuel tank (page 4-3).
Remove the carburetor (page 4-6).




Disconnect the oil tank breather tube.
Loosen the decompressor cable lock nut and remove the cable from the valve lifter lever and cable holder. Remove the oil pipe bracket bolt, oil pipe bolts, sealing washers and oil pipe.



Remove the crankshaft hole cap and timing hole cap.
Turn the crankshaft and align the "T" mark on the generator rotor with the index notch on the left crankcase cover at compression stroke.

Remove the three bolts attaching the insulator to the cylinder head and remove the insulator.



Remove the upper hanger plate rubber cap, then remove the hanger plate.

