


## ENGINE REMOVAL/INSTALLATION

### ENGINE REMOVAL


Drain the oil from the engine and oil tank (page 2-2).

Remove the following:


- seat and fuel tank.
- side covers.
- engine skid pipe.
- kick starter arm.
- right foot peg.
- brake pedal.
- exhaust pipe.



Disconnect the alternator connectors.



Remove the carburetor (page 4-6).



Disconnect the clutch cable.

