


FUEL SYSTEM


AIR CLEANER CASE

REMOVAL


Remove the seat and side covers.



Remove the mud guard mounting bolts and the mud guard.



Unfasten the wire bands on the air cleaner case.



Remove the duct from the air cleaner. (U model only).
Loosen the air cleaner connecting tube clamps.
Remove the air cleaner mounting bolts then remove the air cleaner from the left side.

