


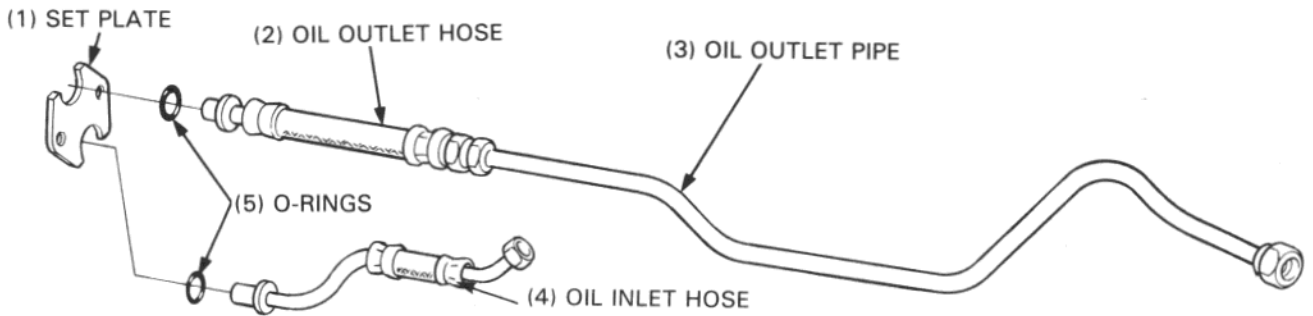
## LUBRICATION

Remove the wire band.  
Loosen the oil inlet and outlet hose set plate bolts.  
Remove the inlet hose and outlet hose.




## INSPECTION

Check the oil outlet and inlet hose for damage, bends, or clogging and replace if necessary.  
Check the O-ring is in good condition.



## INSTALLATION

Install the O-rings on the pipe and hose.  
Install the set plate bolts with washers.  
Tighten the set plate bolts securely.  
Secure the hoses and pulse generator wire with the wire band as shown.



Connect the oil inlet and outlet pipe.  
Tighten the joint nuts.

### TORQUE:

**INLET 40 N·m (4.0 kg-m, 29 ft-lb)**  
**OUTLET 40 N·m (4.0 kg-m, 29 ft-lb)**

Install the oil pipe clamp and tighten the screw securely.  
Install the skid pipe and fuel tank.

