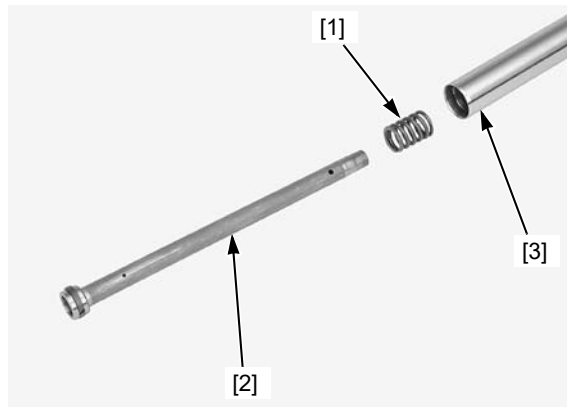
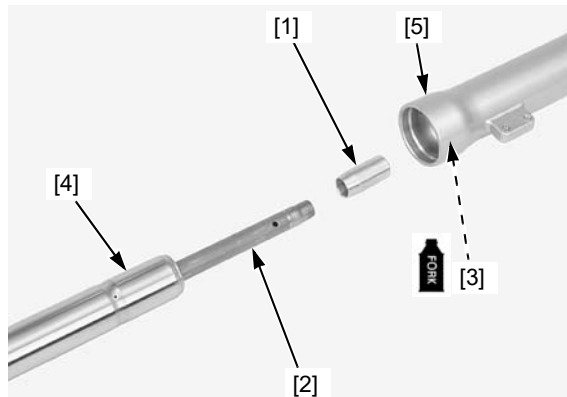


FRONT WHEEL/BRAKE/SUSPENSION/STEERING

Install the rebound spring [1] to the fork piston [2].
Install the fork piston into the fork pipe [3].



Install the oil lock piece [1] onto the fork piston [2] end.
Apply fork fluid to the fork slider bushing [3], and install the fork pipe [4] into the fork slider [5].



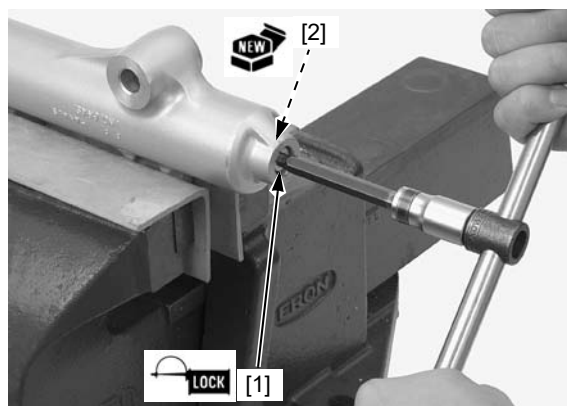
Do not overtighten the fork slider.

Hold the axle holder of the fork slider in a vise with a piece of wood or soft jaws to avoid damage.
Clean the fork socket bolt threads and apply a locking agent to them.
Install the fork socket bolt [1] in the fork piston with a new sealing washer [2].

If the fork piston turns together with the socket bolt, temporarily install the fork spring and fork cap

Tighten the fork socket bolt to the specified torque.

TORQUE: 20 N·m (2.0 kgf·m, 15 lbf·ft)



Install the back-up ring [1] into the fork slider.

