












SYMBOLS

The symbols used throughout this manual show specific service procedures. If supplementary information is required pertaining to these symbols, it would be explained specifically in the text without the use of the symbols.

| | |
|---|---|
|  | Replace the part(s) with new one(s) before assembly. |
|  | Use recommended engine oil, unless otherwise specified. |
|  | Use molybdenum oil solution (mixture of the engine oil and molybdenum grease in a ratio of 1 : 1). |
|  | Use multi-purpose grease (Lithium based multi-purpose grease NLGI # 2 or equivalent). |
|  | Use molybdenum disulfide grease (containing more than 3 % molybdenum disulfide, NLGI # 2 or equivalent). Example: Molykote® BR-2 plus manufactured by Dow Corning, U. S. A. Multi-purpose M-2 manufactured by Mitsubishi Oil, Japan |
|  | Use molybdenum disulfide paste (containing more than 40 % molybdenum disulfide, NLGI # 2 or equivalent). Example: Molykote® G-n paste, manufactured by Dow Corning, U. S. A. Honda Moly 60 (U. S. A. only) Rocol ASP manufactured by Rocol Limited, U. K. Rocol Paste manufactured by Sumico Lubricant, Japan |
|  | Use silicone grease. |
|  | Apply a locking agent. Use a middle strength locking agent unless otherwise specified. |
|  | Apply sealant. |
|  | Use DOT 4 brake fluid. Use the recommended brake fluid unless otherwise specified. |
|  | Use Fork or Suspension Fluid. |