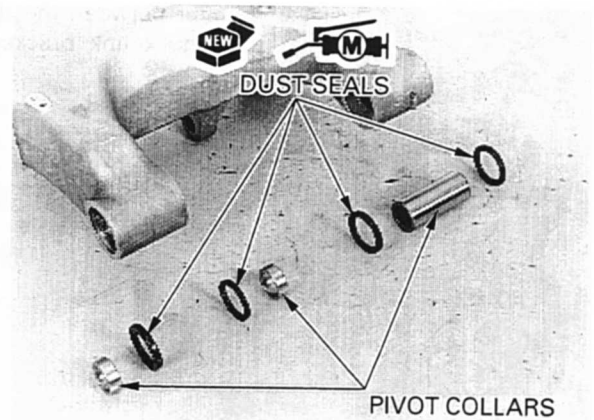



Apply molybdenum disulfide grease to new dust seal lips and install them into the swingarm pivots. Install the pivot collars.




Install the brake hose clamps if removed, aligning the boss with the hole in the swingarm. Install and tighten new screws.

**TORQUE:** 4 N·m (0.43 kgf·m , 3.1 lbf·ft)



Install the drive chain slider if removed, aligning the hole with the boss of the swingarm. Install and tighten new bolts.

**TORQUE:** 9 N·m (0.9 kgf·m , 6.5 lbf·ft)



## INSTALLATION

Install the swingarm onto the engine and insert the pivot bolt through the right driver footpeg bracket, swingarm, engine and left driver footpeg bracket. Install the swingarm pivot nut. Install the left driver footpeg bracket onto the shock link bracket and tighten the socket bolt.

