



Remove the left dust seal.

NOTE:


If you will replace the final driven sprocket, loosen the driven sprocket nuts.



Remove the final driven flange assembly from the left wheel hub.



Remove the damper rubbers and O-ring.



Replace the wheel bearings in pairs. Do not reuse old bearings.

Install the bearing remover head into the bearing. From opposite side, install the bearing remover shaft and drive the bearing out of the wheel hub. Remove the distance collar and drive out the other bearing.

TOOLS:

Bearing remover shaft

077460050100

Bearing remover head, 20 mm

07746-0050600

