


FRONT WHEEL/SUSPENSION/STEERING


Hold the rebound damping adjuster and screw in the fork cap.



Install the fork cap into the fork tube.

NOTE:

Tighten the fork cap after installing the fork tube into the fork bridges.



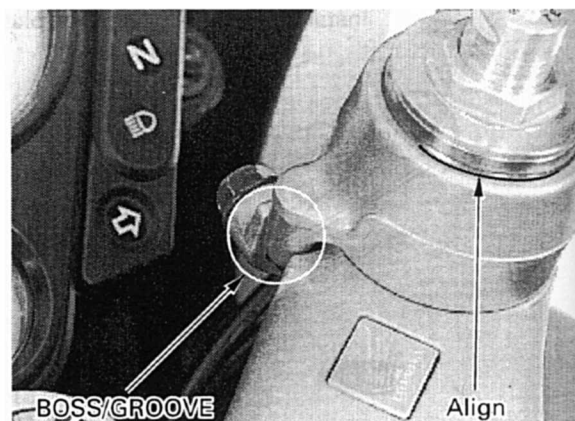
INSTALLATION

Route the cables, wire harnesses and hoses properly (page 1-18).

Install the fork tube into the fork bridges and handlebar.

Make sure that the handlebar boss is positioned in the fork top bridge groove.

Align the stopper ring groove with the top surface of the handlebar.



Tighten the fork top bridge pinch bolt.

TORQUE: 23 N·m (2.3 kgf·m , 17 lbf·ft)

Tighten the fork bottom bridge pinch bolt.

TORQUE: 49 N·m (5.0 kgf·m , 36 lbf·ft)

