


Using quick successive motions, pull the fork tube out of the fork slider.




Remove the oil seal, back-up ring and guide bushing from the fork tube.

NOTE:

Do not remove slider bushing unless it is necessary to replace it with a new one.

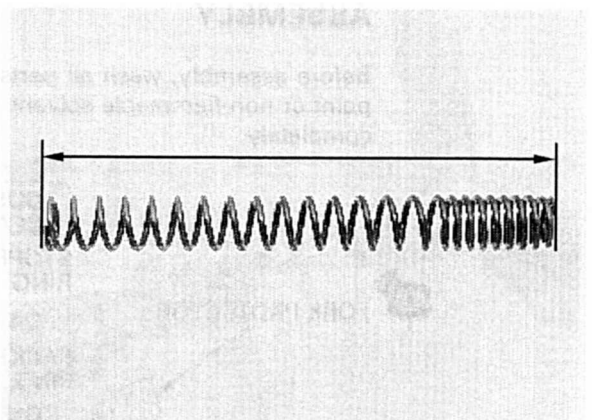
Carefully remove the slider bushing by prying the slot with a screwdriver until the bushing can be pulled off by hand.



INSPECTION

Measure the fork spring free length.

SERVICE LIMIT: 303.7 mm (11.96 in)



Check the fork tube, slider and damper piston for score marks, and excessive or abnormal wear. Check the rebound spring for fatigue or damage.

Replace the component if necessary.

