




Loosen the right front axle holder bolts.
Remove the front axle bolt.



Loosen the left front axle holder bolts.
Remove the front axle and the front wheel.



Remove the side collars.



INSPECTION

AXLE

Set the front axle in V-blocks.
Turn the front axle and measure the runout using a dial indicator.

Actual runout is 1/2 the total indicator reading.

SERVICE LIMIT: 0.20 mm (0.008 in)

