

ALTERNATOR/STARTER CLUTCH

FLYWHEEL REMOVAL


Remove the left crankcase cover (page 10-2).

Hold the flywheel with the special tool and loosen the flywheel bolt.

TOOL:

Flywheel holder 07725-0040000


Remove the flywheel bolt and special washer.




Remove the flywheel using the special tool.

TOOL:

Rotor puller 07733-0020001



Remove the woodruff key from the crankshaft.



STARTER CLUTCH REMOVAL

Remove the flywheel.

Remove the starter driven gear while turning it counterclockwise.

