


CLUTCH/GEARSHIFT LINKAGE

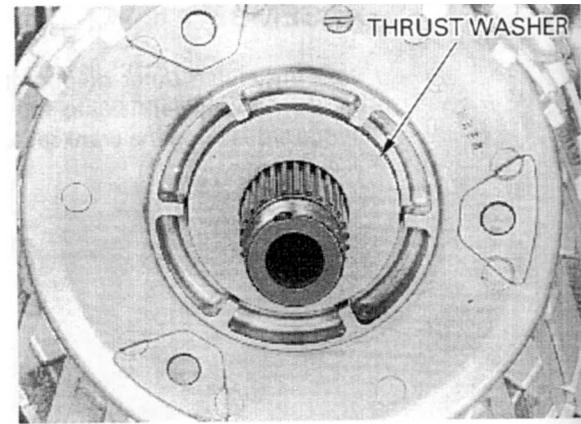
Align the holes in the clutch outer with the pins on the oil pump drive sprocket by turning the oil pump driven sprocket while pushing in the clutch outer.

Tighten the oil pump driven sprocket bolt if it was removed.


TORQUE: 15 N·m (1.5 kgf·m , 11 lbf·ft)



Install the thrust washer.



Install the clutch center and special washer.



Apply oil to the threads and seating surface of a new clutch center lock nut and install it onto the mainshaft.

Hold the clutch center with the special tool and tighten the lock nut.

TOOL:
Clutch center holder 07724-0050002

TORQUE: 127 N·m (13.0 kgf·m , 94 lbf·ft)

