


Install the dowel pins and guide plate.




Install a new gasket, drive sprocket cover and clamp, and tighten the two bolts.

Install the dowel pins and a new gasket (page 9-11).  
Install the clutch slave cylinder and tighten the bolts.

Release the clutch lever from the handlebar.


Install the gearshift arm (page 9-22).



Connect the starter motor cable.  
Install and tighten the terminal nut.

**TORQUE:** 10 N·m (1.0 kgf·m, 7 lbf·ft)

Install the rubber cap securely.



Route the wires properly (page 1-18).

Connect the following:

— pulse generator 2P (white) connector

