

**ENGINE REMOVAL**

Drain the engine oil (page 3-11).

Remove the following:



- exhaust system (page 2-5).
- left and right radiators (page 6-6).
- carburetor assembly (page 5-5).

Remove the thermostat housing assembly by disconnecting the following:

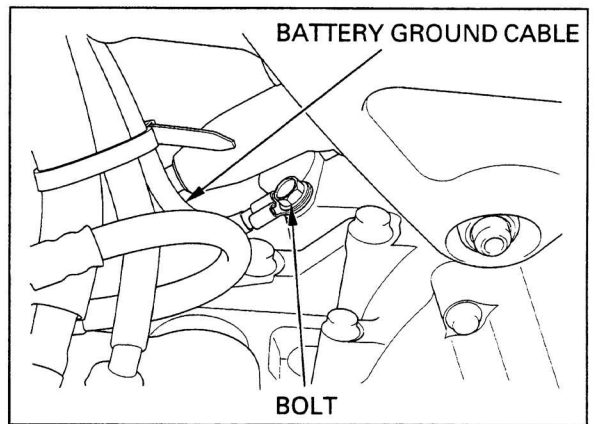
- ground wire connector
- engine coolant temperature sensor connector
- thermosensor connector
- bypass hose from the water pump
- water hoses from the cylinder heads

Remove the front fairing stays from the front cylinder head.

Remove the oil hose joints, mounting bolts and the oil cooler assembly.



Remove the bolt and the battery ground cable from the engine.



Disconnect the following:

- alternator 3P (white) connector
- oil pressure switch/neutral switch wire 2P (black) connector
- speed sensor 3P (white) connector
- side stand switch 3P (green) connector

