



INSTALLATION


Install the thermostat into the housing with its hole facing rearwards.



Install a new O-ring into the groove in the housing cover and install the cover onto the housing.



Install the cover bolts with the ground terminal and tighten them.
Connect the upper radiator hose to the thermostat housing cover.



Fill and bleed the cooling system (page 6-5).
Install the fuel tank (page 2-4).

WATER PUMP**MECHANICAL SEAL INSPECTION**

Check the inspection hole for signs of coolant leakage.
If there is leakage, the mechanical seal is defective, and it should be replaced (page 6-13).

