


FRONT WHEEL

REMOVAL

Place the motorcycle on its center stand.
Place a jack under the engine and raise the front wheel off the ground.
Remove the speedometer cable set screw and the speedometer cable.




SPEEDOMETER CABLE

Remove the left brake caliper mounting bolts and remove the caliper from the fork leg.

NOTE:


Do not operate the front brake lever after removing the caliper. To do so will cause difficulty in refitting the brake disc between the brake pads.



Loosen the axle pinch bolt.

Loosen and remove the front axle.

Remove the front wheel.



FRONT AXLE