

CRANKSHAFT/TRANSMISSION


After '83:

Remove the O-ring.

Place the output gear case in a vise with soft jaws, being careful not to distort it.

Place the shaft holder tool on the driven gear shaft wedging it against the vise to lock the shaft.

Unstake the inner bearing race lock nut with a drill or grinder. Be careful that metal particles do not enter the bearing and the threads on the shaft are not damaged.

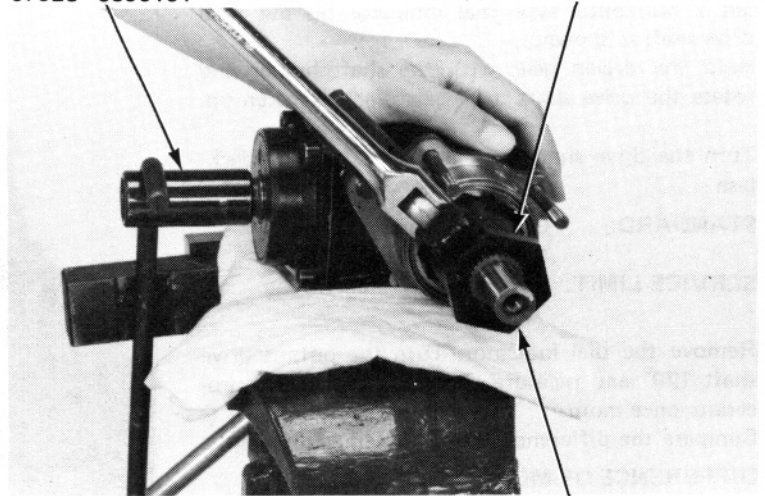


UNSTAKE

SHAFT HOLDER
07923-6890101

LOCK NUT WRENCH,
30/64 mm 07916-MB00000


Remove the inner bearing race lock nuts and discard them.



COUNTERSHAFT

Remove the output drive shaft bearing holder nuts and sealing washers from the case.

Remove the output drive shaft.



CAP NUTS/SEALING WASHERS