


CYLINDER HEAD/VALVE


CYLINDER HEAD REMOVAL

Remove the upper cam chain tensioner bolt and copper washer.

Remove the cylinder heads using a screwdriver at the pry points.



Remove the front and rear cylinder head gaskets and dowel pins.



CYLINDER HEAD DISASSEMBLY


Remove the valve spring cotters, retainers, springs and valves with the Valve Spring Compressor.

CAUTION:

- *To prevent loss of tension, do not compress the valve springs more than necessary to remove the cotters.*
- *Avoid damaging the sliding surfaces of the hydraulic tappets.*

NOTE:

Mark all parts during disassembly so they can be placed back in their original locations.



07757-0010000 OR 07959-3290001