


## GEARSHIFT LINKAGE INSTALLATION

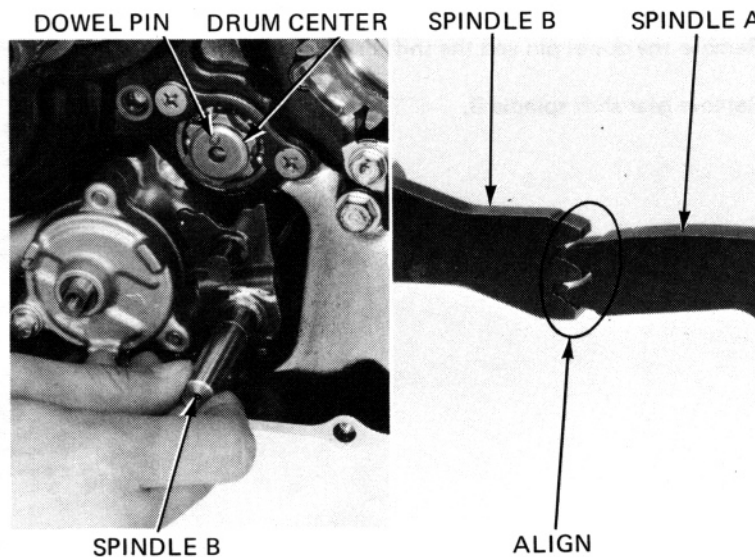
Install gear shift spindle A.



GEAR SHIFT SPINDLE A

Align the holes in the shift drum and drum center and install the drum center and dowel pin.

Align the teeth of gear shift spindle A and B as shown and install shift spindle B.




SPINDLE B

ALIGN

Install the shift spindle guide plug.

**NOTE:**

Be careful not to damage the O-ring.



SHIFT SPINDLE GUIDE PLUG