

COOLING SYSTEM


RADIATOR/COOLING FAN

REMOVAL

Remove the drain bolt and drain the coolant (page 6-3).


Remove the radiator cover.

RADIATOR COVER



FAN MOTOR COUPLER


Disconnect the fan motor and thermostatic switch couplers from the wire harness.



THERMOSTATIC SWITCH COUPLER

Loosen the upper and lower hose bands.

UPPER HOSE BAND



LOWER HOSE BAND