

ENGINE REMOVAL/INSTALLATION

ENGINE REMOVAL


Place the motorcycle on its center stand.

Remove the seat and fuel tank.

Remove the left and right frame side covers.


Drain the engine oil (page 2-3) and the coolant (page 6-3).

Remove the carburetors (page 4-3).



CARBURETORS


Disconnect the spark plug caps and the crankcase breather tube at the cylinder head cover.



BREATHER TUBE

SPARK PLUG CAPS

Disconnect the water hoses at the cylinder head.



WATER HOSES