

THROTTLE OPERATION


Check for smooth throttle grip full opening and automatic full closing in all steering positions.

Make sure there is no deterioration, damage, or kinking in the throttle cables. Replace any damaged parts.

Lubricate the throttle cables (page 2-12), if throttle operation is not smooth.

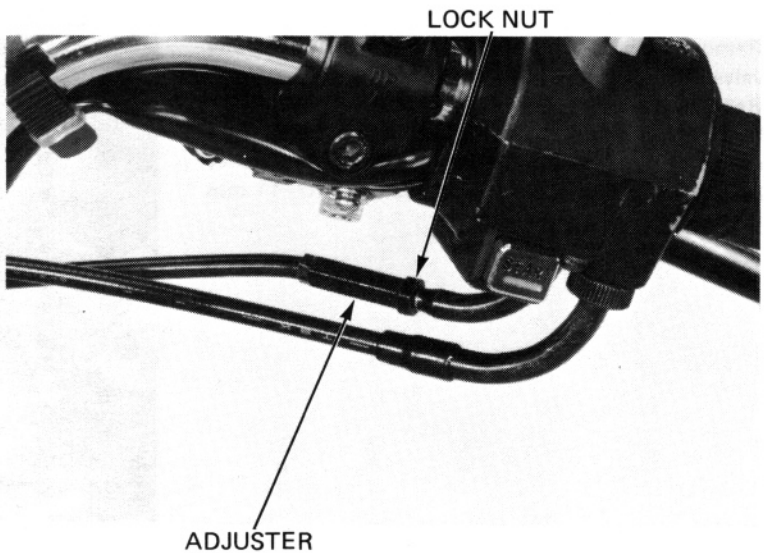
Measure throttle grip free play at the throttle grip flange.

FREE PLAY: 2–6 mm (1/8–1/4 in)



FREE PLAY
2–6 mm (1/8–1/4 in)

Throttle grip free play can be adjusted at either end of the throttle cable. Minor adjustments are made with the upper adjuster.



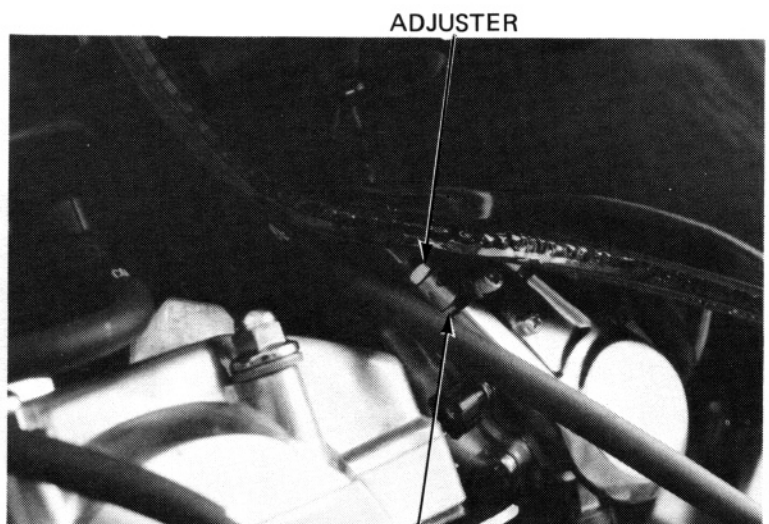
ADJUSTER

LOCK NUT

Major adjustments are made with the lower adjuster.

Adjust free play by loosening the lock nut and turning the adjuster. Tighten the lock nut.

Recheck throttle operation.



LOCK NUT

ADJUSTER