


## HEADLIGHT

### Bulb Replacement

Remove meters ( 18.3)


Remove headlight coupler and remove dust cover



Remove clip and replace bulb

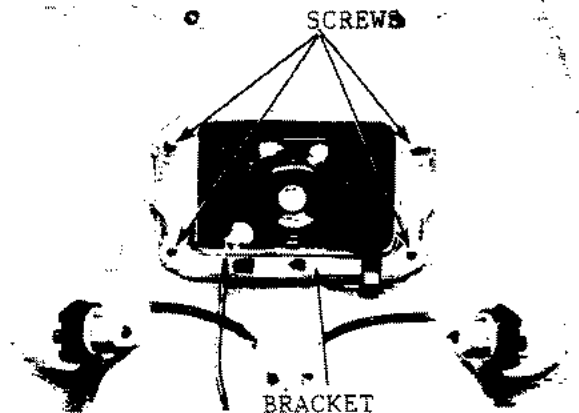
\* Bulb may be damaged by cleaning or handling

Install clip  
Face "TOP" mark to the top and install dust cover  
Connect headlight coupler and check lighting performance




### Removal

Remove upper fairing ( 15.3)  
Remove 4 screws and remove headlight bracket



Remove 2 screws and remove headlight case from bracket

HEADLIGHT



### Installation

Install in reverse procedure to removal

\* After installing headlight case, adjust headlight ( 2.16)