


Install new gasket

Reverse silencer removal procedure to install

Torques:


silencer pinch bolt      2.4-3.0 kg-m  
Chamber/silencer joint bolt      1.0-1.4 kg-m



### REAR FENDER


Removal

Remove side covers ( 15.1)  
Raise frame and unweight rear wheel  
Remove rear cushion upper bolt ( 13.7)



Remove rear fender 4 bolts

Tilt rear fender to left and pull back to remove



Installation

Reverse removal procedure to install

