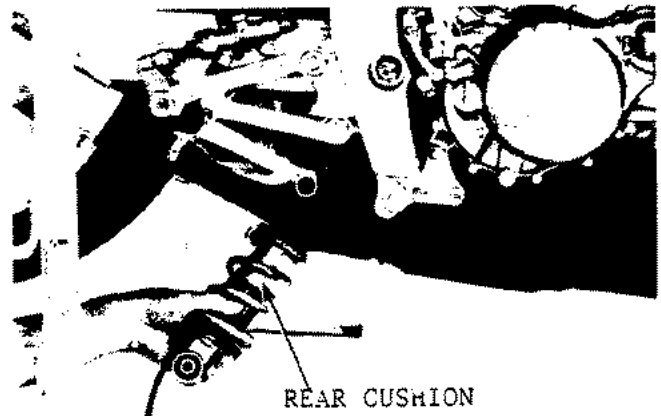


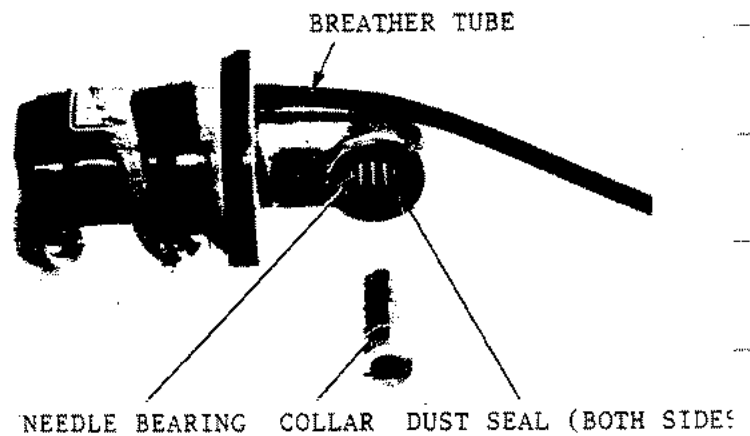
Raise rear wheel and fix in place

Remove rear cushion downwards from between exhaust chamber



#### LOWER JOINT BEARING REPLACEMENT

Remove collar  
Replace needle bearing if damaged  
Remove dust seals from both sides  
Remove breather tube




Remove needle bearing

\* Remove taking care not to scratch lower joint bearing face.

Special tool:

Needle bearing remover 07GMD-KT80100



Use hydraulic press to insert new bearings

\* Push into bearing mark  
Standard tools

Driver Handle A	07749-0010000
Outer driver (24x26mm)	07746-0010700
Pilot (17mm)	07746-0040400

