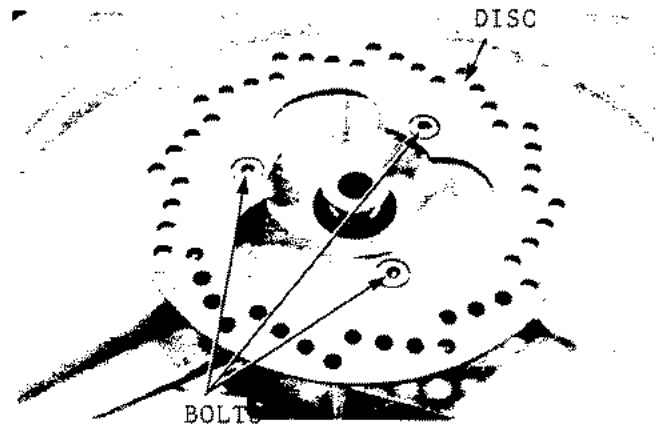


Install rear brake disc and tighten bolts

Torque: 3.7-4.3 kg-m




INSTALLATION

* Align brake disc between pads and take care not to damage them when installing wheel

Set drive chain into sprocket
install rear axle from the Left side and
adjust chain (2.9)
Tighten axle nut

Torque 8.0-10.0 kg-m

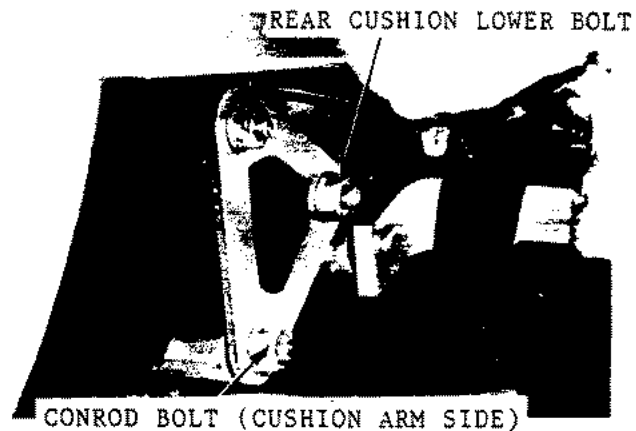


REAR CUSHION

Removal

Raise frame and remove rear wheel

remove side covers (15.3)
Remove R.lower fairing (15.3)
Remove conrod bolt (cushion arm side)
Remove rear cushion lower bolt



Remove rear cushion upper bolt

