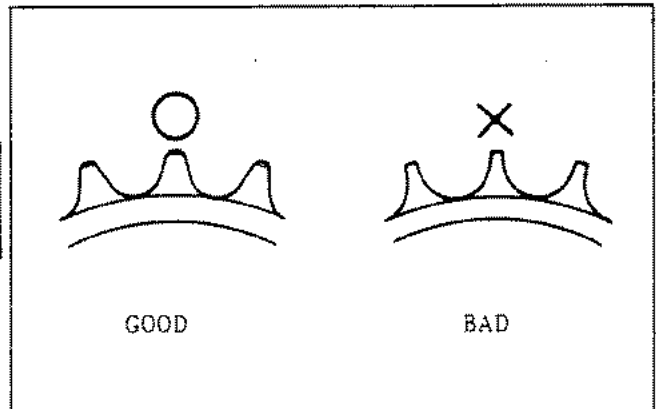


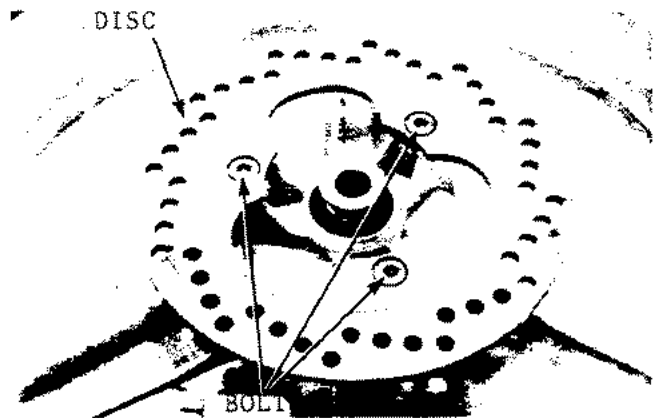
Inspect final driven sprocket for wear and damage

\* Do inspection of drive chain and drive sprocket at the same time. If replacing, always replace as a set.



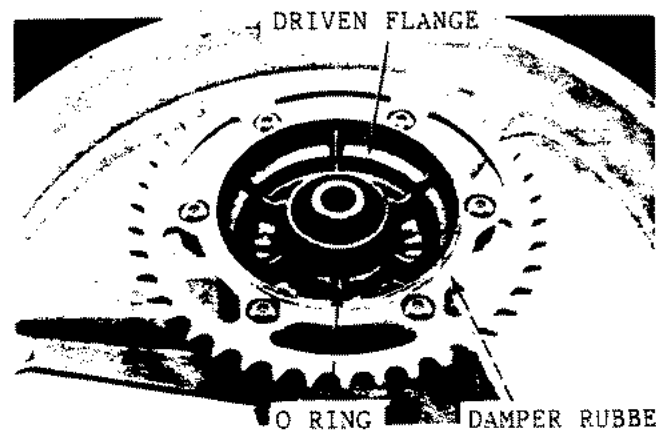
Separation

Remove rear brake disc three bolts and remove brake disc



Remove driven flange and damper rubber

Remove O ring



Use bearing remover to remove left and right side collars

Bearing remover shaft 07746-0050100

Bearing remover head (17mm) 07746-0050500

Remove dust seal, wheel bearings & distance collar

Bearing remover shaft 07746-0050100

Bearing remover head (20mm) 07746-0050600

