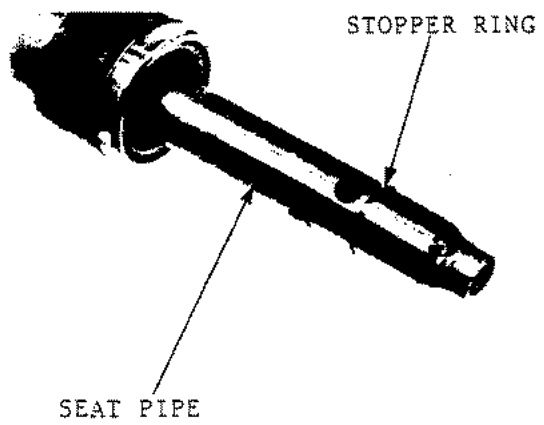
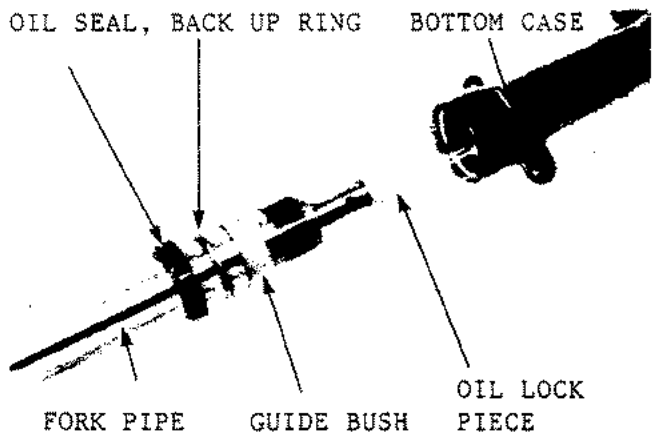


Install seat pipe to fork pipe
 Install stopper ring into seat pipe groove




Install oil lock piece into seat pipe
 Install guide bush and back up ring into fork pipe.
 Apply ATF to oil seal lip and install fork pipe

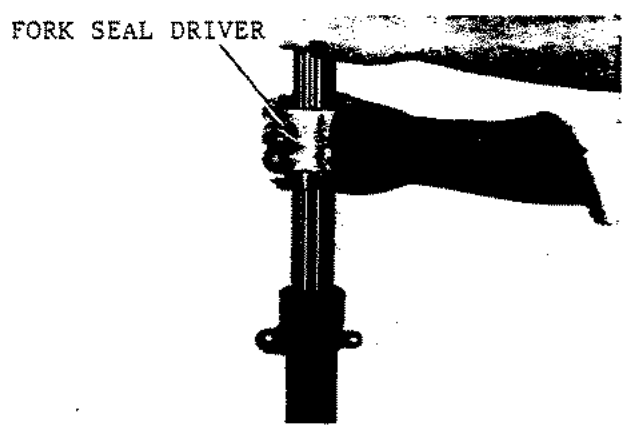


* Before aligning oil seal, stick tape to fork pipe upper end and take care not to damage oil seal lip
 * Face oil seal markers mark upwards

Install fork pipe into bottom case
 Hold bottom case, fix in vice and install socket bolt, into seat pipe
 Torque : 1.5-2.5kg-m



Insert guide and oil seal at the same time into the bottom case, using a driver



Special Tool 07947-4630100
 Fork seal driver